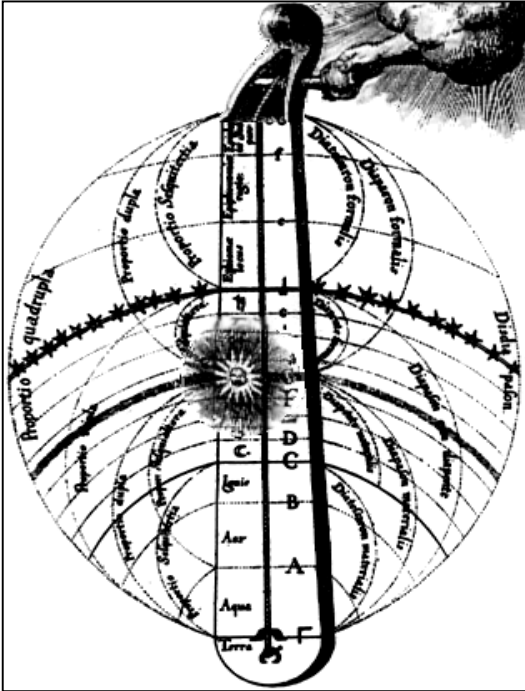


# Healing with Sound And the Vibratory Attunement Part II

By Kevin Townley

The following article of this series is focused on a particular practice employing the use of sound and color. The vibratory relationships between sound, color, the planets and astrological signs will be explained in order for the practitioner to have an understanding of the occult principles at work.

## The Vibratory Attunement



The vibratory attunement is a spiritual practice that synthesizes many of the main points of Tarot study. Through sound, color, and image, the life of the universal energies and forces are consciously invoked and centered within the practitioner and brought into a state of balance. In this state of balance there are several options open for the practitioner. S/he can hold the forces within and direct them to a point within the physical body for personal healing. S/he can send the energies and forces to assist those who have requested help with a particular illness or problem. The practitioner can use the state of balance for meditation and investigation into the dominant astrological forces of the time. Several of these options will be examined in this work.

To actually take full advantage of this elegant and most effective practice the student would do well to spend at least one year in studying the symbol system of the Tarot and its related subjects. This is not a requirement but it is far more effective when the student knows how to effectively employ the various tools that are at his/her disposal.

The subjects that are involved in the study of sound and color are:

- Astrology
- Magic
- The Tree of Life
- Tarot
- Alchemy
- Numerology
- Music
- Geometry
- Healing
- The Rays

No matter where the practitioner wishes to go after the state of balance is achieved the initial preparatory work is always the same. Therefore, it will be our first care to gain knowledge concerning the actual mechanical process of using sound, color and Tarot images in order to achieve the temporary state of balance. The following will deal with the fundamental knowledge that will allow anyone to practice the vibratory attunement without having to delve into the many years of study that will make the practitioner conversant in most all-esoteric subjects.

The following are the main points of the vibratory attunement:


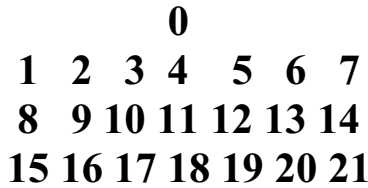
1. The visual focusing on a particular Tarot Key
2. The focusing upon a particular color attributed to a spiritual center
3. The sounding of the note attributed to the particular center
4. The inner alignment of a particular planetary or zodiacal force
5. The balancing of energies within the individual or group

Before one begins the practice of the vibratory attunement it is helpful to know the theory behind the practice. A general knowledge of the Tarot and each Tarot Key's attribution is far more potent than simply going through the exercises. The Builders of the Adytum has the finest course in the study of Tarot that I am aware of. Within a year of study any student can command a vast body of knowledge that allows the student to work with this practice with great effectiveness.

The major focus of the vibratory attunement is to bring the internal planetary and zodiacal forces into a state of harmony with the external

planetary and zodiacal forces. That which is within is as that which is without, as much as that which is above is as that which is below.

The planetary centers are the same as the chakra system of the yogis and the seven metals of the alchemists. The Tarot tableau can be used to locate the order in which the planetary centers arise in the body. The following is an arrangement of the tableau using planetary and zodiacal symbols instead of the usual numbers.



The order of the planetary attunement begins at the last point on the tableau and continues moving backwards until one completes the seven interior planets. Thus we begin with the planet Saturn represented by Key 21 and complete the planetary exercise with Key 1, The Magician attributed to Mercury.

The order of the planetary exercise is given thus:

Planet	Key	Note	Color
♁	21	A	Blue Violet
♁	19	D	Orange
♁	16	C	Red
♁	10	A#	Violet
♀	3	F#	Green
☾	2	G#	Blue
♃	1	E	Yellow <sup>1</sup>

These are the seven interior planets. As you chant each of the notes attributed to the planet, focuses on each of the images and the particular color, you will flood your consciousness with powerful images concerning the perfected pattern to which all true disciples aspire to

embody.

After the completion of the seven planets we then bring our attention to the three outer planets. The outer planets are Uranus, Neptune and Pluto, which are attributed to the three mother letters of the Hebrew Aleph-Beth **א**, **ב**, and **ש**. After completing the inner planets chant the three outer planets in this order.

Planet	Key	Note	Color
♅	0	E	Pale yellow
♆	12	G#	Light Blue
♇	20	C	Rose <sup>2</sup>

Now that the inner and outer planets have been attuned we will bring our attention to the zodiacal signs. The traditional method given by The Builders of the Adytum as outlined in Paul Foster Case's, *Sound and Color*, is to begin with the sign of Aries. Each attunement with a particular zodiacal sign is accomplished through a triangle of notes, which form a chord. The following is a tabulation of the triangles beginning with the sign of Aries.

### STEP ONE

Sign	Key	Note	Color
♈	4	C	Red
♉	8	E	Yellow
♊	13	G	Blue/green

### STEP TWO

♈	5	C#	Red/orange
♉	9	F	Yellow/green
♊	14	G#	Blue

### STEP THREE

♈	6	D	Orange
♉	11	F#	Green
♊	15	A	Blue/violet

### STEP FOUR

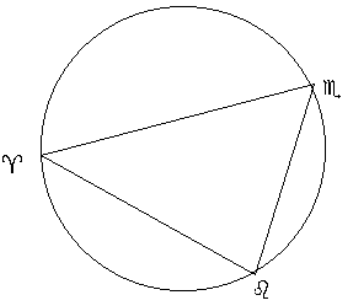
♋	7	C#	Yellow/orange
♌	13	G	Blue/Green
♍	17	A#	Violet

### STEP FIVE

♎	8	E	Yellow
♏	14	G	Blue
♐	18	B	Red/violet

At the completion of step five each of the zodiacal signs have been focused upon bringing each of the twelve signs into “attunement.” On the surface it is rather straightforward. From the occult angle there is much more taking place than chanting a series of notes.

Each chord creates a triangle of zodiacal forces. These forces have a geometrical relationship that plays out in the musical notes, color, and astronomy/astrology. From a geometrical angle each chord forms a right triangle within the great zodiacal circle. Three astrological signs are in aspect within the context of this right triangle. These aspects are the trine, square and inconjunct. The following diagram demonstrates this phenomenon.



The relationship between Aries and Leo is an angle of 120 degrees, which from an astrological angle is called a trine. A trine always occurs when two signs of the same element have connected through an aspect. In the situation of Aries and Leo we have the correlation of two notes, C and E as well as the colors of red and yellow respectively.

The relationship between Leo and Scorpio is that of an angle of 90 degrees or the angel of a square. This particular aspect usually creates opportunity and challenge for the individual under such an influence. The relationship between Aries and Scorpio is an angle of 150 degrees or

an inconjunct. This aspect usually presents the individual with an apparently irreconcilable situation.

With these three aspects forming a right triangle we have challenges, difficulties and harmony all brought together in a musical chord which blends and attunes these three aspects, resulting in a point of temporary balance.

Each of the five steps of the vibratory attunement contains the same exact aspects, a trine, square and inconjunct. Each individual step harmonizes the three aspects within that particular right triangle.

There are however other right triangles that are not considered in the five basic steps that follow the same principle. These triangles can be worked out by simply beginning the chord with a different sign. These triangles are:

♏ - ♏ - ♏  
F A C

♌ - ♌ - ♌  
F# A# C#

♎ - ♎ - ♎  
G B D

♈ - ♈ - ♈  
G# C D#

♏ - ♏ - ♏  
A C# E

♌ - ♌ - ♌  
A# C F

♎ - ♎ - ♎  
B D# F#

Notes:

<sup>1</sup> Paul Foster Case, *Highlights of Tarot* (Boston: School of Ageless Wisdom, 1931), 46-47.

<sup>2</sup> Ibid.

